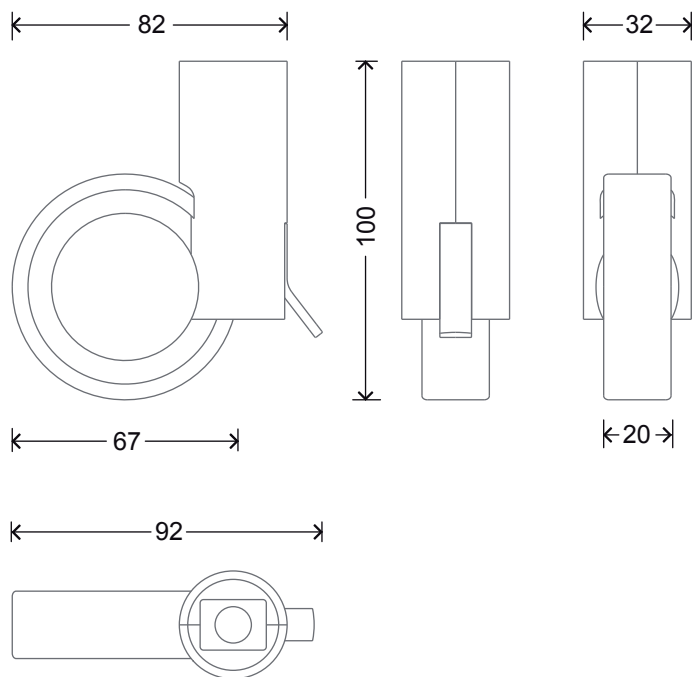


ROTOLA 100



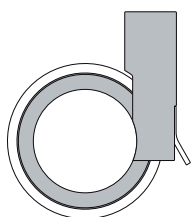
ROTOLA PATENT

100 Nylon - Portata utile 20 Kg.
Capacity 20 Kg.

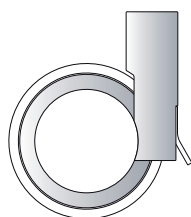
100 Zama - Portata utile 50 Kg.
Capacity 50 Kg.




Supporti - Supports



V. Alluminio Goffrato
P. Aluminium Embossed

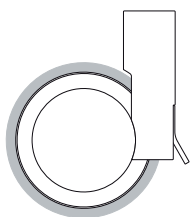


Cromo
Chrome

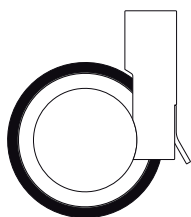


Rosso
Red

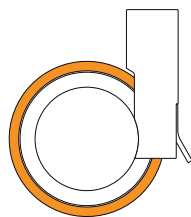
Gomme - Tyres



Grigio
Grey

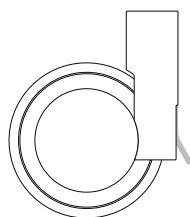


Nero
Black

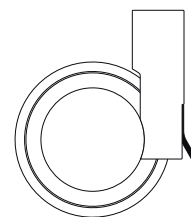


Arancio
Orange

Freno - Brake




Grigio
Grey



Nero
Black

Indicazioni per il fissaggio - Fastening indications

47 x 47 mm



Attacco a piastra
Plate attachment

8 MA x 15
8 MA x 20
10 MA x 15
10 MA x 25



Perno filettato
Threaded pivot

17Ø x 32



Bussola
Insert

Ø 22
28
30



Bussola
Insert

Ø10 x 37



Innesto rapido
Quick fitting

Ø11 x 20

