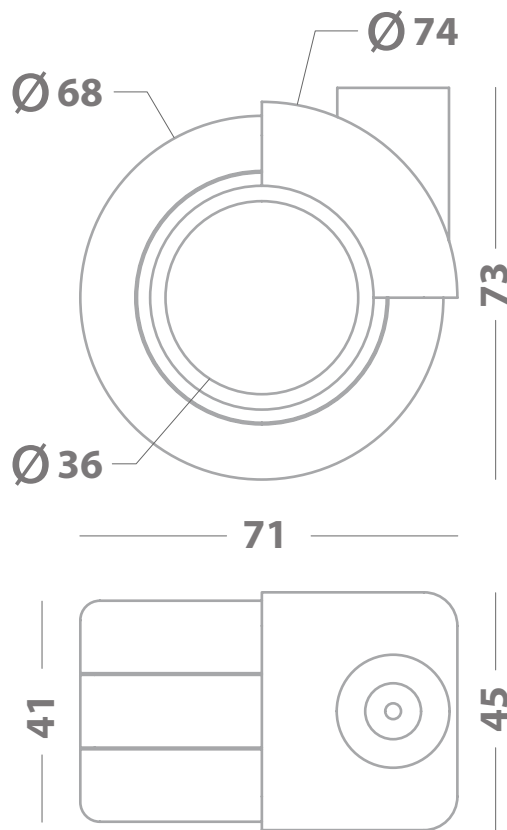
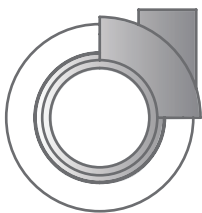


Rotola **OFFICE**

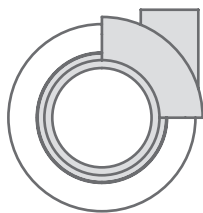


Portata. **Capacity.**
50 Kg.

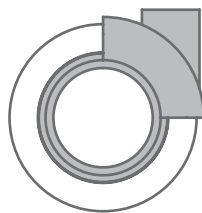
Supporti. **Supports.**




V. Cromo.
P. Chrome.



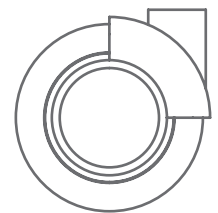
V. Alluminio
Goffrato.
P. Aluminium
Embossed.



Grigio.
Grey.

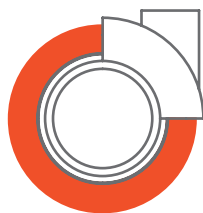


Nero.
Black.

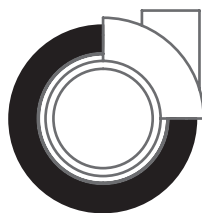


Bianco.
White.

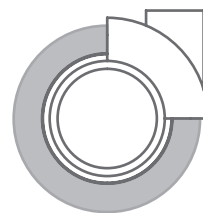
Gomme. **Tyres.**



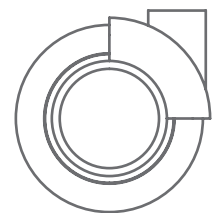
Arancio.
Orange.



Nero.
Black.



Grigio.
Grey.



Bianco.
White.

Indicazioni per il Fissaggio. **Fastening Indications.**

Ø11x20



8 MA x 15
8 MA x 20
10 MA x 15
10 MA x 25



35 x 35 mm



47 x 47 mm

